© 2021 TE Connectivity. All Rights Reserved.

REVISIONS						
P	LTR	DESCRIPTION	DATE	DWN	APVD
	D1	REVISED PER ECR-11-005150	21MAR11	RK	HMR
	D2	PNs OUT OF MOLD TOOL FOR TE CHINA ADDED	25NOV2021	YP	MR

1

MATERIAL RECESS IN ALL VERSIONS (6-21POS; CODINGS A;B;C)
ACC TO MANUFACTURER'S CHOICE
Materialentnahme in allen Versionen (6-21 poling; Kodierungen A;B;C)
nach Wahl des Herstellers.

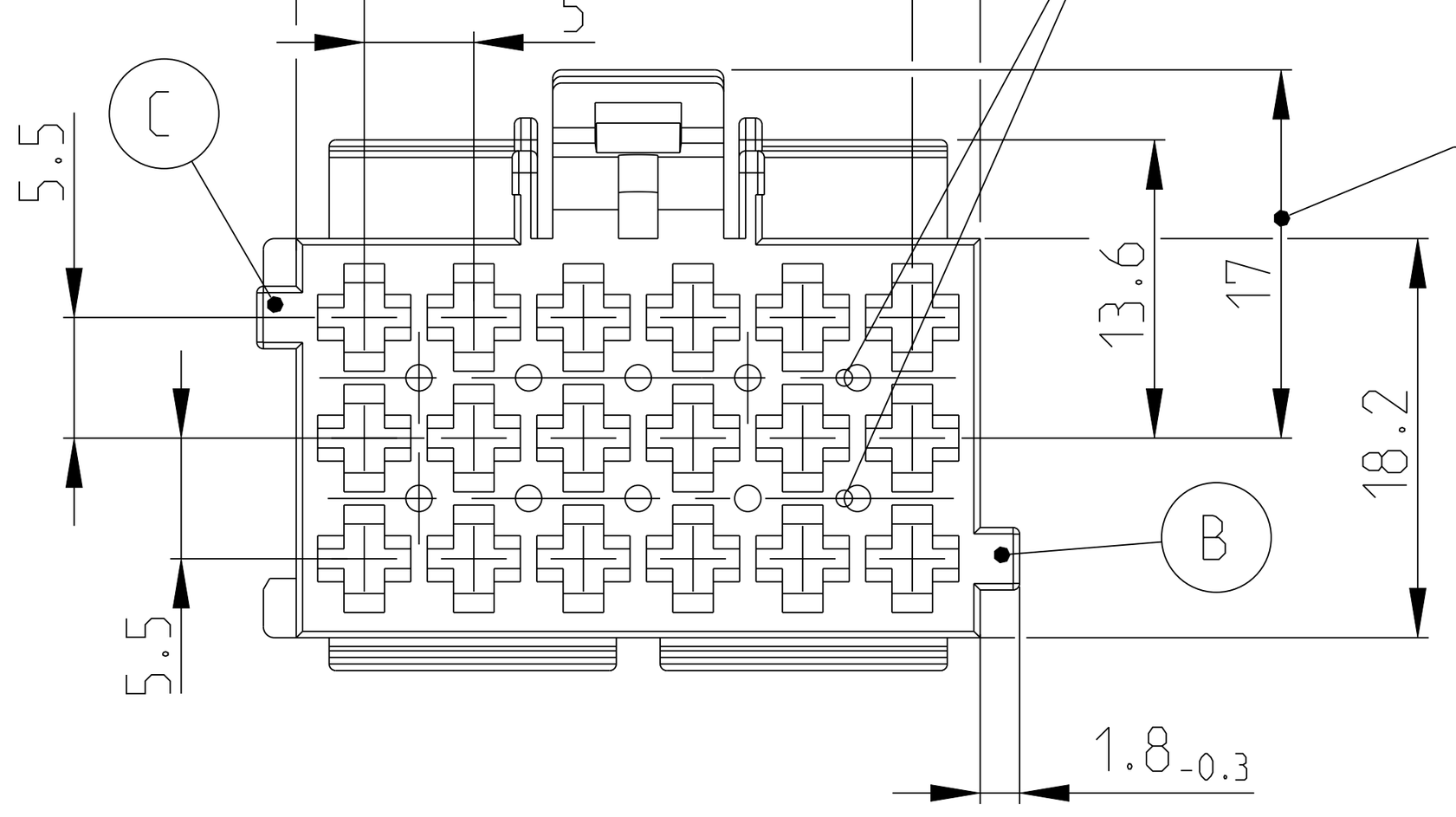

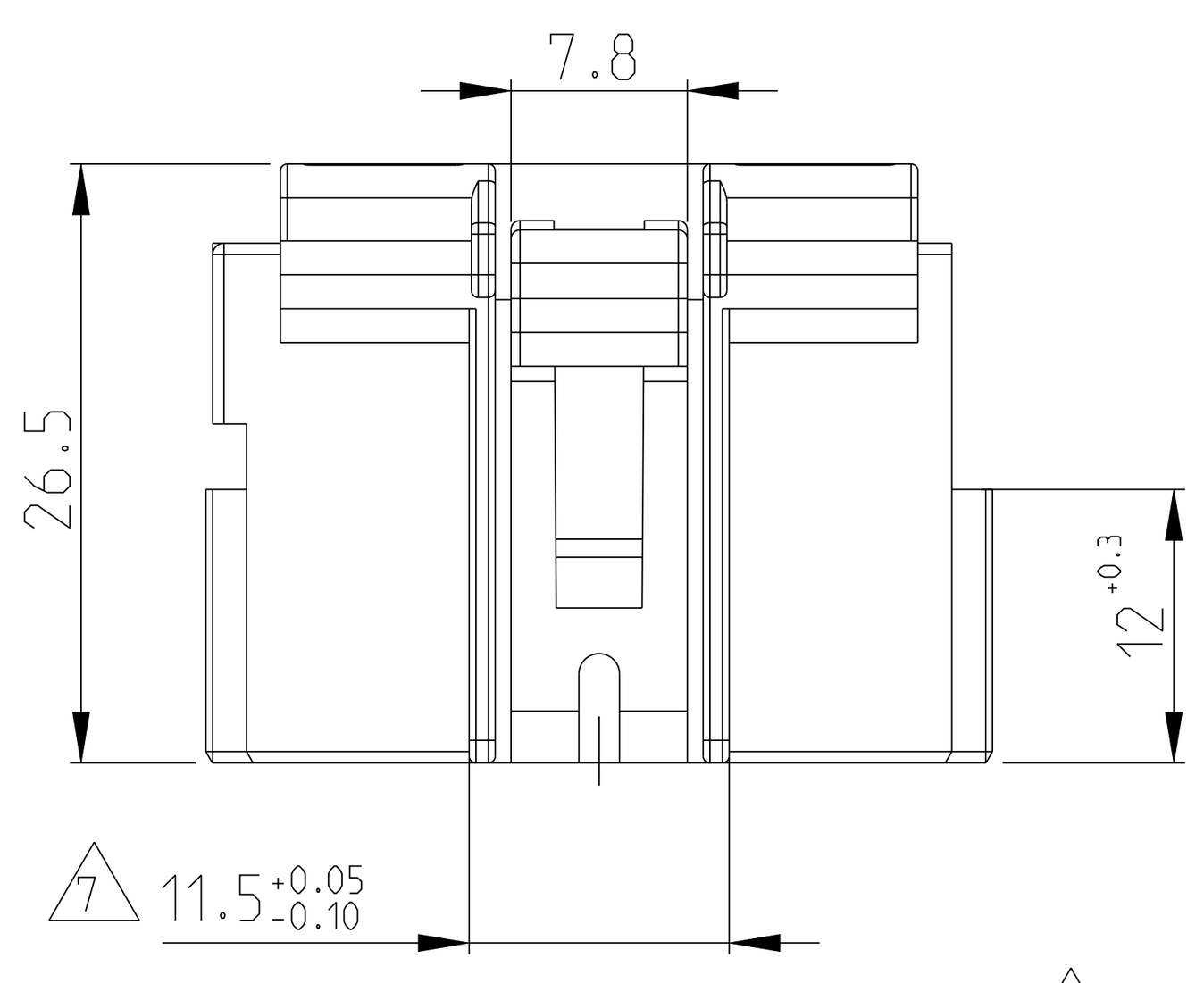

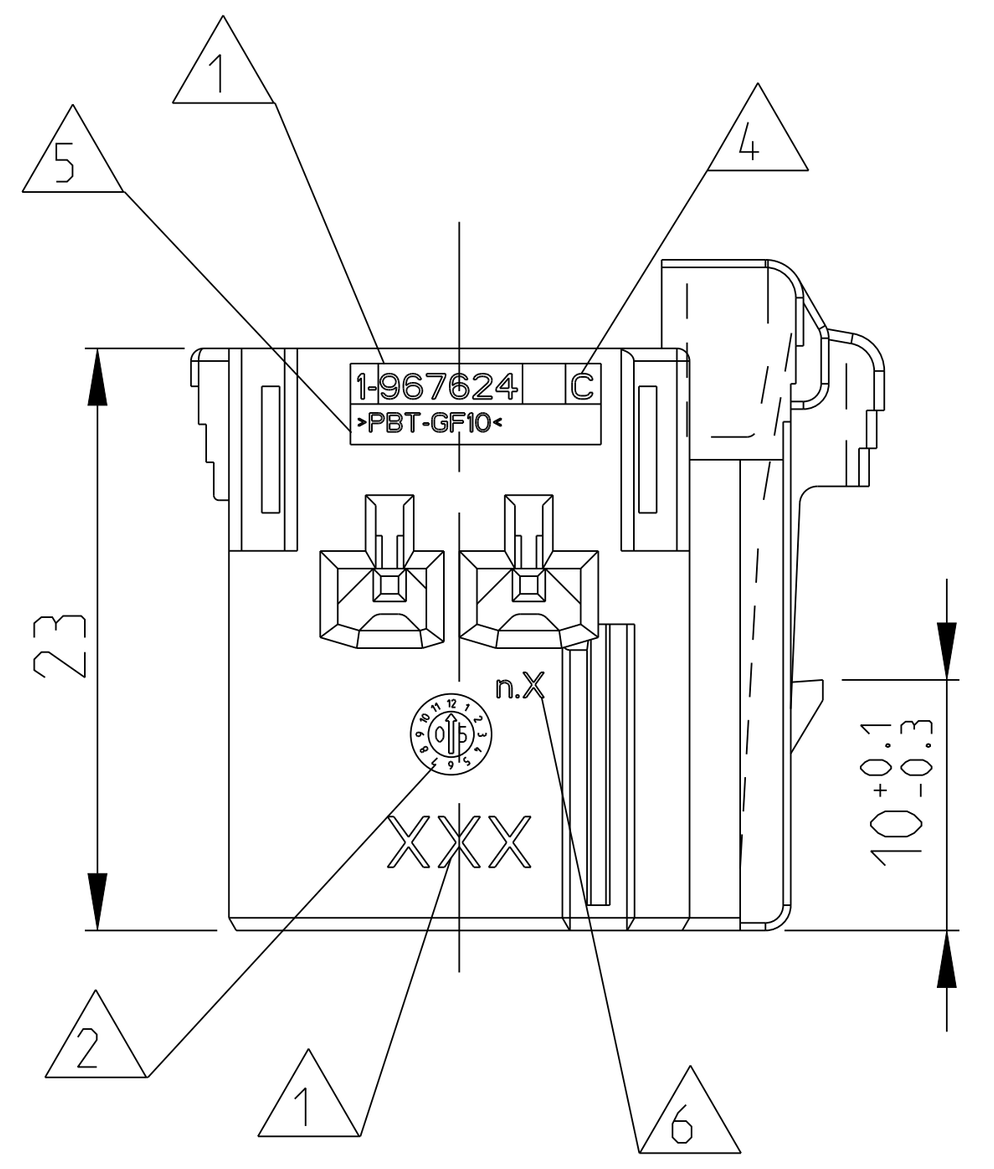

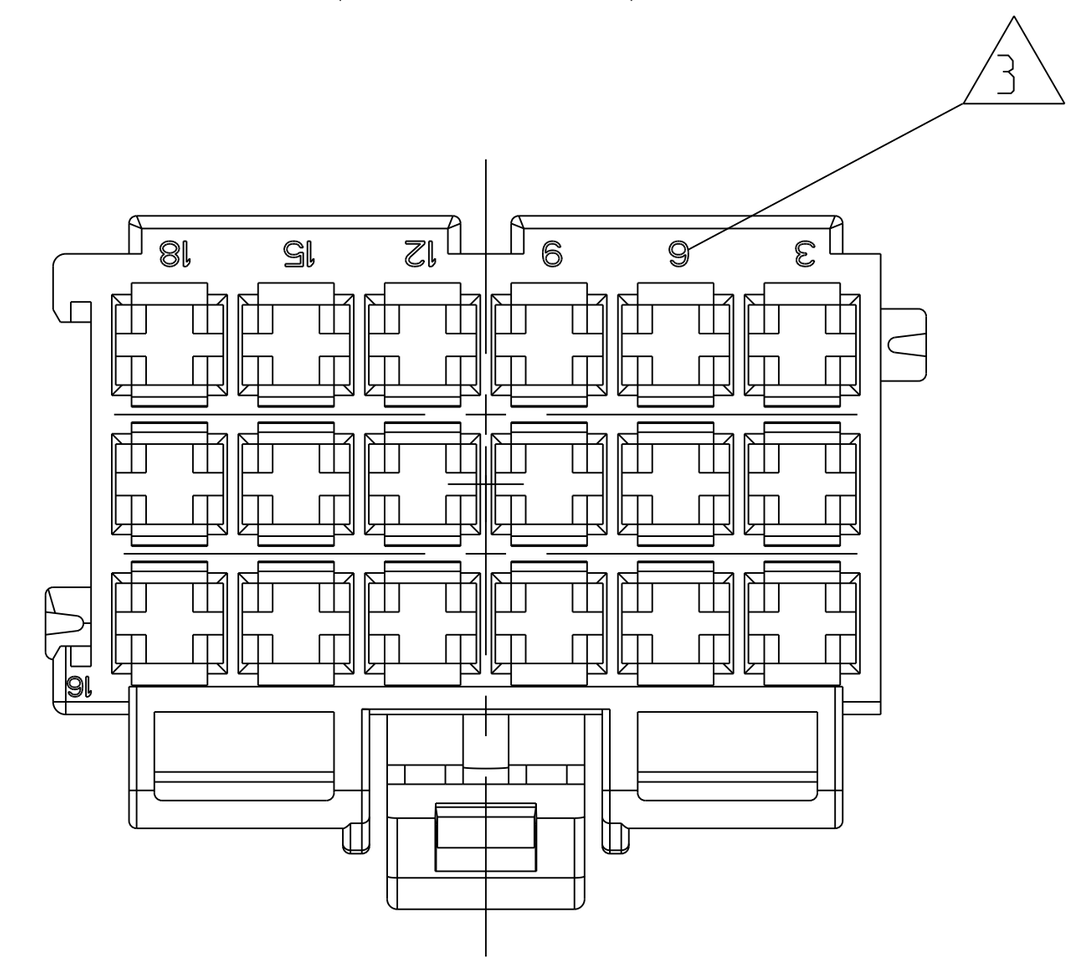

1-967624-....,

MECHANICAL. CODING
Mechanische Kodierung A

(RIBS B-C) AS SHOWN
(Rippen B-C) wie gezeichnet

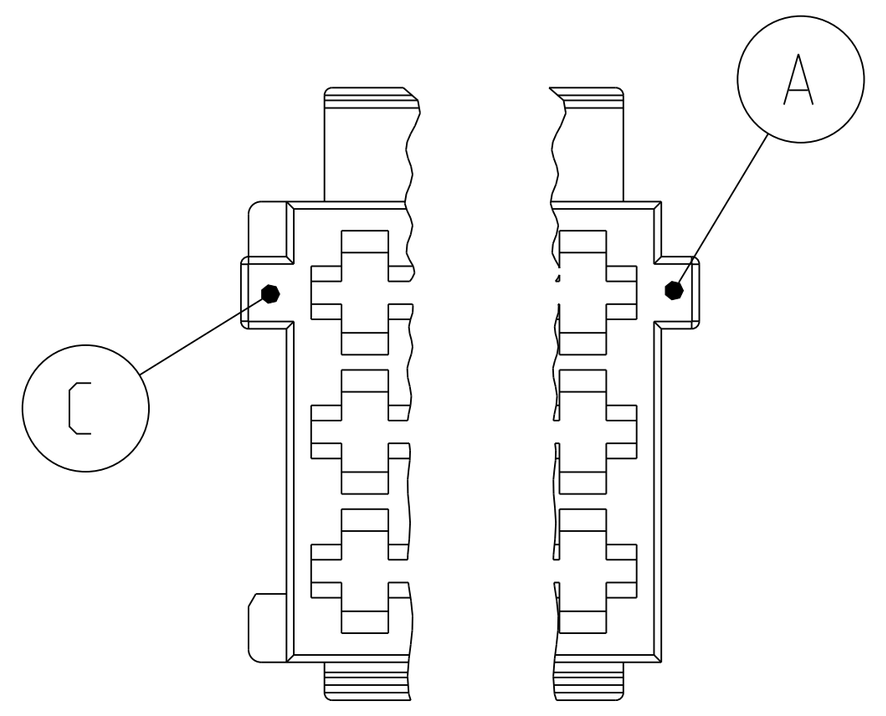

2-....,

MECHANICAL . CODING
Mechanische Kodierung B

(RIBS A-C) AS SHOWN
(Rippen A-C) wie gezeichnet

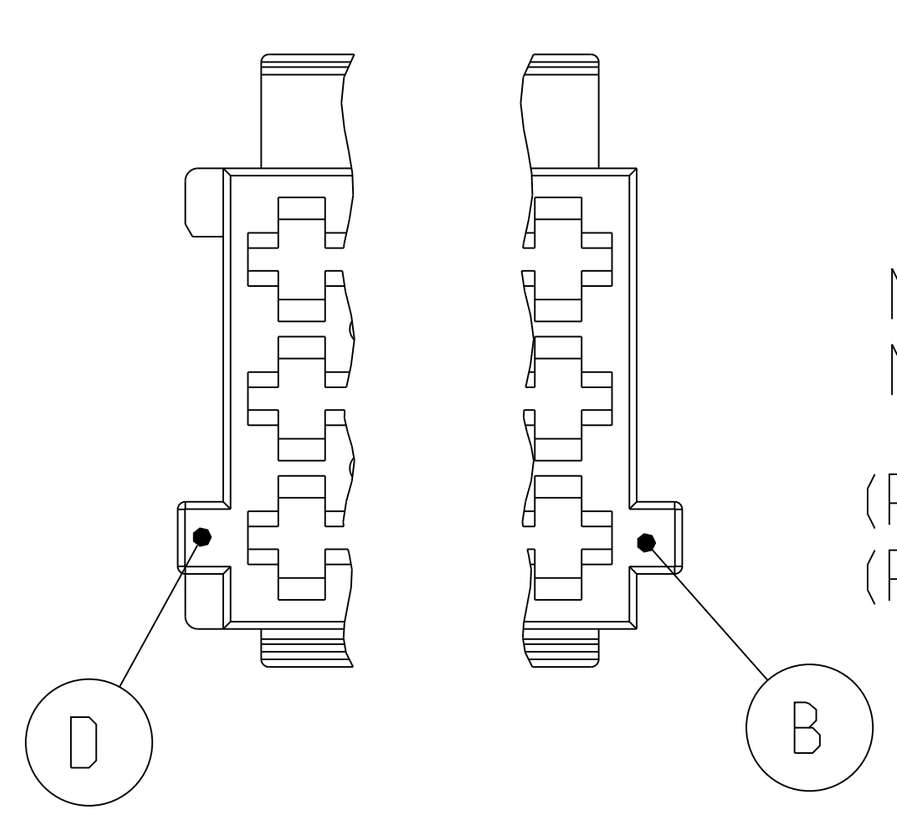

3-....,

MECHANICAL. CODING
Mechanische Kodierung C

(RIBS B-D) AS SHOWN
(Rippen B-D) wie gezeichnet

CODING A : CAVITY NUMBERING (CAVITIES ONLY SYMBOL) Kodierung A : Kammerbezeichnung (Kammern nur symbol. dargest.)	WEIGHT Gewicht	n	b ±0.2	c +0.15/-0.25	POSITIONS Polzahl	a ±0.15	WEIGHT Gewicht
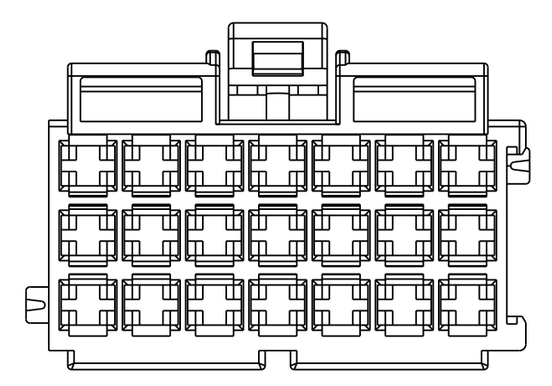	10.1g	6	30	36.2	21	36	0.7g
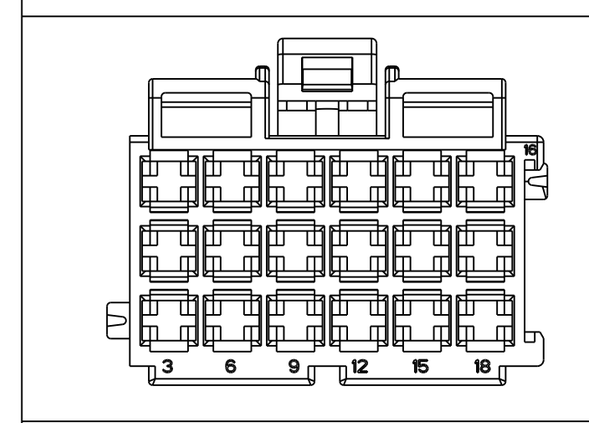	9.1g	5	25	31.2	18	31	0.65g
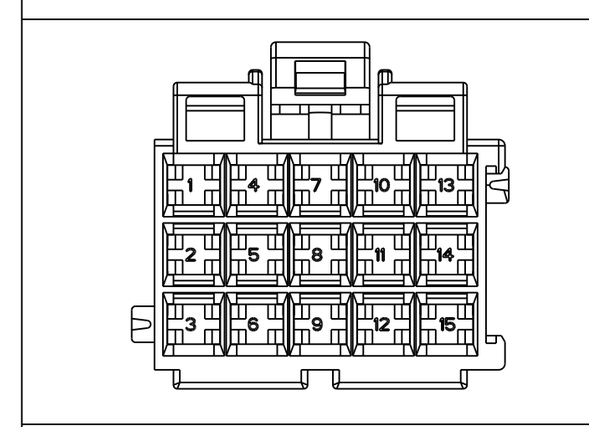	7.6g	4	20	26.2	15	26	0.55g
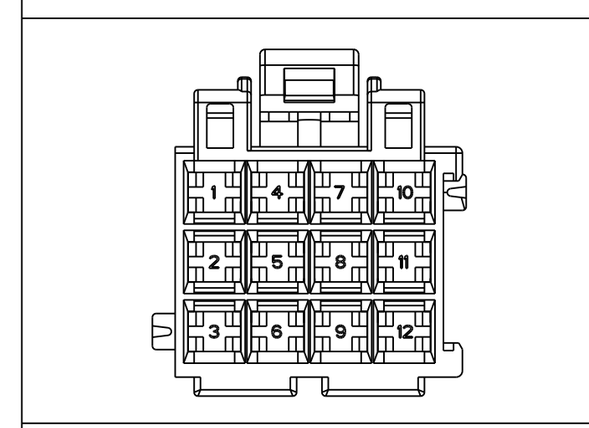	6.5g	3	15	21.2	12	21	0.5g
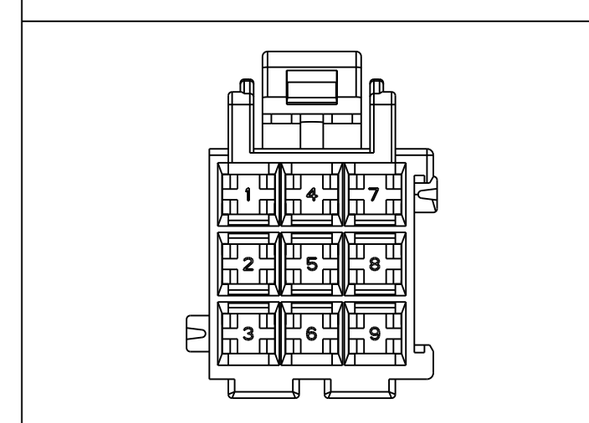	5.1g	2	10	16.2	9	16	0.4g
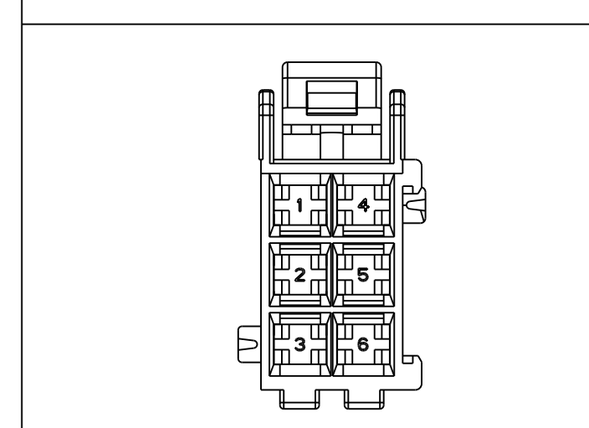	3.9g	1	5	11.2	6	11	0.35g

8

2

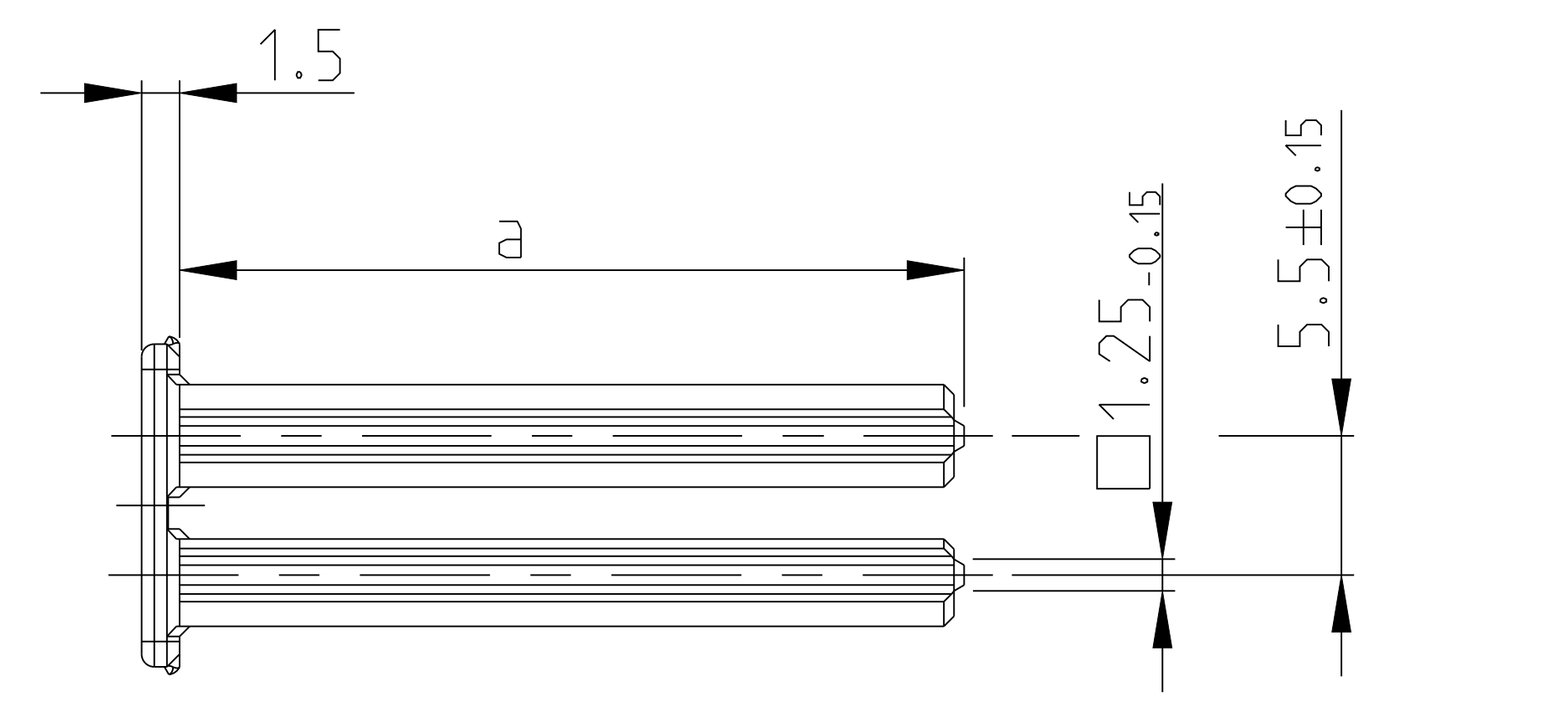

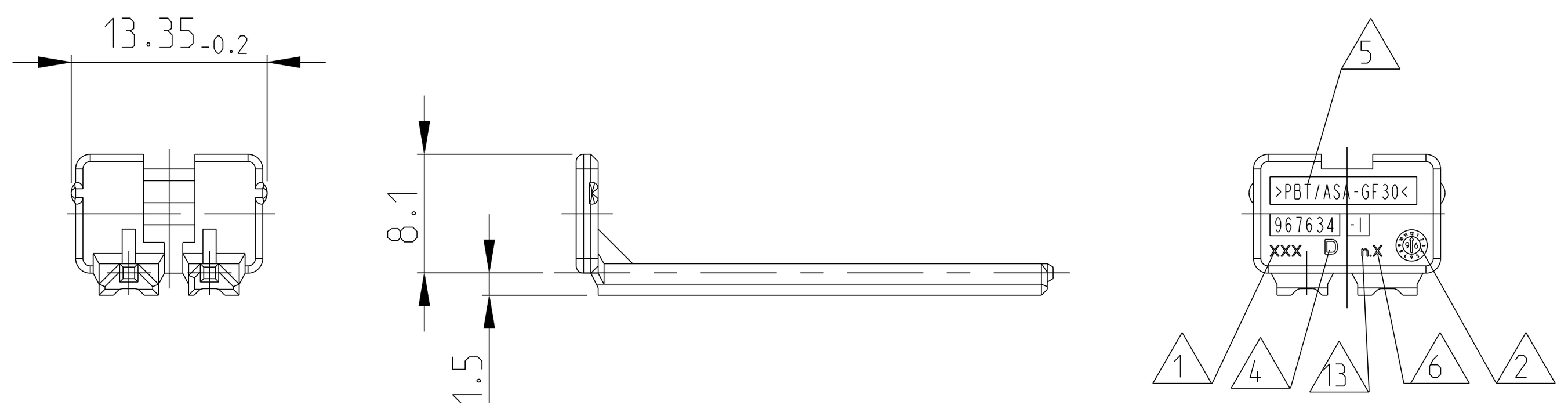

967634-1 AS SHOWN
wie gezeichnet

NOTES:

1. TE CONNECTIVITY LOGO, SINLGE PART No.
   TE CONNECTIVITY LOGO, Bestell-Nr Einzelteil.
2. PRODUCTION-DATE
   Produktionsdatum
3. CAVITY-MARKING
   Kammerbezeichnung
4. THE REVISION STATUS OF THE MOULD
   Aenderungszustand des Werkzeuges
5. MATERIAL-MARKING ACC. TO VDA 260
   Werkstoffkennzeichnung nach
6. MOULD CAVITY-MARKING
   Nestmarkierung
7. WARPAGE TO 11.3mm PERMITTED
   Verzug bis 11.3mm zulaessig
8. DIMENSION RESP WEIGHT OF SECOND LOCKING DEVICE
   Mass bzw. GewichT der zweiten Kontaktsicherung
9. PACKAGING: LOOSE PIECE IN CORRUGATED BOX FOR BOTH PARTS.
   Verpackung: Beide Teile werden lose im Karton geliefert.
10. WARPAGE TO 16mm PERMITTED
    Verzug bis 16mm zulaessig
11. CAVITIES MATING WITH JUNIOR POWER TIMER CONTACT (WITHOUT SINGLE WIRE SEAL)
    MAX. WIRE SIZE 2.5mm² FLR - SEE DRAWING: 1355046
    Kontaktkammern passend fuer Junior Power Timer
    Kontakte (ohne Einzel- Dichtungs- System)
    max. Drahtgroessenbereich 2.5mm² FLR - siehe Zeichnung:
    TE CONNECTIVITY-No.: 1355046
12. MATED WITH
    passend zu:
    SEE DRAWINGS / s. Zeichnungen.
    -1355072 (TAB HOUSINGS / Flachsteckergehaeuse)
    -966140 (TAB HEADER / Messerleisten)
    -114-18085-025 (INTERFACE DRAWING / Ausf.vorschrift)
13. TOOL-NUMERATION
    Werkzeugnummerierung
14. (D2) ORDER NO FOR PARTS IN TE CHINA

SECONDARY LOCKING DEVICE / Zweite KoNtaktsicherung

CUSTOMER PART No. Kunden-Einzel teil-No.	TE ORDER NO. TE Bestell-Nr.	REV.	POS.	DESCRIPTION Benennung Einzelteil		MATERIAL Werkstoff	COLOR Farbe
–	967635-1	D	2	SECONDARY LOCKING DEVICE zweite Kontaktsicherung	21 POS. polig	PBT / ASA - GF30	CLAY BROWN Lehmbraun
–	967634-1	D	2		18 POS. polig		SLATE GREY Schiefergrau
–	967633-1	D	2		15 POS. polig		TRAFFIC PURPLE Verkehrspurpur
–	967632-1	D	2		12 POS. polig		YELLOW GREEN Gelbgruen
–	967631-1	D	2		9 POS. polig		RAPE YELLOW Rapsgelb
–	968271-1	D	2		6 POS. polig		GENTIAN BLUE Enzianblau

JUNIOR POWER TIMER HOUSING / Junior Power Timer Gehaeuse

POS.	CODING / Kodierung C – RIBS / Rippen: B-D: CUSTOMER PART No.	ORDER NO. Bestell-Nr.	REV.	COLOR Farbe	CODING / Kodierung B – RIBS / Rippen: A-C: CUSTOMER PART No.	TE ORDER NO. TE Bestell-Nr.	REV.	COLOR Farbe
21	–	–		–	–	–		
18	–	3-967624-6 3-967624-1	C C	CLAY BROWN Lehmbraun DUSTY GREY Staubgrau	–	2-967624-6 2-967624-1	C C	CLAY BROWN Lehmbraun PURE WHITE Reinweise
15	–	–		–	–	2-967624-3		RAPE YELLOW Rapsgelb
12	–	–		–	–	–		–
9	–	–		–	–	–		–
6	–	–		–	–	–		–

CODING / Kodierung A – RIBS / Rippen: B-C

POS.	CUSTOMER PART No.	ORDER NO. Bestell-Nr.	REV.	COLOR Farbe	CUSTOMER PART No.	ORDER NO. Bestell-Nr.	REV.	COLOR Farbe	CUSTOMER PART No.	ORDER NO. Bestell-Nr.	REV.	COLOR Farbe
21	–	–		–	–	1-967625-6	C	GENTIAN BLUE Enzianblau	–	1-967625-5	C	RAPE YELLOW Rapsgelb
18	–	–		–	–	1-967624-6	C	CLAY BROWN Lehmbraun	–	1-967624-5	C	GENTIAN BLUE Enzianblau
15	–	–		–	–	1-967623-6 14 8-967623-6	C A	SLATE GREY Schiefergrau	–	1-967623-5 14 8-967623-5	C A	CLAY BROWN Lehmbraun
12	–	–		–	–	1-967622-6	C	TRAFFIC PURPLE Verkehrspurpur	–	1-967622-5	C	SLATE GREY Schiefergrau
9	–	–		–	–	1-967621-6	C	YELLOW GREEN Gelbgruen	–	1-967621-5	C	TRAFFIC PURPLE Verkehrspurpur
6	–	1-965640-7	C	FLAME RED Feuerrot	–	1-965640-6	C	RAPE YELLOW Rapsgelb	–	1-965640-5	C	YELLOW GREEN Gelbgruen

POS.	CUSTOMER PART No.	ORDER NO. Bestell-Nr.	REV.	COLOR Farbe	CUSTOMER PART No.	ORDER NO. Bestell-Nr.	REV.	COLOR Farbe
21	–	1-967625-4	C	YELLOW GREEN Gelbgruen	–	1-967625-3	C	TRAFFIC PURPLE Verkehrspurpur
18	–	1-967624-4	C	RAPE YELLOW Rapsgelb	–	1-967624-3	C	YELLOW GREEN Gelbgruen
15	–	1-967623-4 14 8-967623-4	C A	GENTIAN BLUE Enzianblau	–	1-967623-3 14 8-967623-3	C A	RAPE YELLOW Rapsgelb
12	–	1-967622-4	C	CLAY BROWN Lehmbraun	–	1-967622-3	C	GENTIAN BLUE Enzianblau
9	–	1-967621-4	C	SLATE GREY Schiefergrau	–	1-967621-3	C	CLAY BROWN Lehmbraun
6	–	1-965640-4	C	TRAFFIC PURPLE Verkehrspurpur	–	1-965640-3	C	SLATE GREY Schiefergrau

CUSTOMER PART No.	ORDER NO. Bestell-Nr.	REV.	COLOR Farbe	CUSTOMER PART No.	ORDER NO. Bestell-Nr.	REV.	COLOR Farbe	POS.	DESCRIPTION Benennung Einzelteil		MATERIAL Werkstoff
–	1-967625-2	C	SLATE GREY Schiefergrau	–	1-967625-1	C	CLAY BROWN Lehmbraun	1	TAB HOUSING, 2.8mm FLACHSTECKER-gEHAEUSE, 2.8mm	21 POS. polig	PBT - GF10
–	1-967624-2	C	TRAFFIC PURPLE Verkehrspurpur	–	1-967624-1	C	SLATE GREY Schiefergrau	1		18 POS. polig	
–	1-967623-2 14 8-967623-2	C A	YELLOW GREEN Gelbgruen	–	1-967623-1 14 8-967623-1	C A	TRAFFIC PURPLE Verkehrspurpur	1		15 POS. polig	
–	1-967622-2	C	RAPE YELLOW Rapsgelb	–	1-967622-1	C	YELLOW GREEN Gelbgruen	1		12 POS. polig	
–	1-967621-2	C	GENTIAN BLUE Enzianblau	–	1-967621-1	C	RAPE YELLOW Rapsgelb	1		9 POS. polig	
–	1-965640-2	C	CLAY BROWN Lehmbraun	–	1-965640-1	C	GENTIAN BLUE Enzianblau	1		6 POS. polig	

MECHANICAL CODING / Mechanische Kodierung

THIS DRAWING IS A CONTROLLED DOCUMENT.		DWN K. Gerlach 14.APR 98	TE Connectivity
DIMENSIONS: mm	TOLERANCES UNLESS OTHERWISE SPECIFIED: n. ISO 8015 n. DIN 16901 - 140	CHK R. Huebner 14.APR 98	NAME PRODUCT GROUP DRAWING FOR: JUNIOR POWER TIMER HSG. 6-21POS AND SECONDARY LOCKING DEVICE
	0 PLC ± / 1 PLC ± / 2 PLC ± / 3 PLC ± / 4 PLC ± / ANGLES ±	APVD J. Hass 14.APR 98	Produkt-Gruppen-Zeichnung Fuer JPT-Gehaeuse, 6-21 polig und zweite Kontaktsicherung
		PRODUCT SPEC PRODUKTSPEZ. 108-94789 (D2)	
		APPLICATION SPEC VERARBEITUNGSSPEZ. –	SIZE A / CAGE CODE 00779 / DRAWING NO C-1355071 / RESTRICTED TO –
MATERIAL SEE TABLE –	FINISH SEE TABLE –	WEIGHT –	
		CUSTOMER DRAWING	SCALE 2:1 / SHEET 1 OF 1 / REV D2

4805 (3/13)